

Scaled data based on original data using
LM-79-08 Approved Method: Electrical and Photometric Measurements of Solid-
State Lighting Products

Test Report Prepared for
Cooper Lighting Solutions
(formerly Eaton)

Brand: STREETWORKS

Report Number: P459457

Luminaire Tested: **GLAN-SA9A-735-U-T1**

Issue Date: 1/4/2021

Test Information

Test Method: LM-79-08
Report Number: P459457
TEST IS SCALED FROM IESNA LM-79-08 TEST DATA (G3-2011-042-5)
Test Lab: INNOVATION CENTER
Issue Date: 1/4/2021
Manufacturer: COOPER LIGHTING SOLUTIONS (FORMERLY EATON)
Product Line: STREETWORKS
Catalog Number: GLAN-SA9A-735-U-T1
Description: GALLEON AREA AND ROADWAY LUMINAIRE
(9) 70 CRI, 3500K, 615mA LIGHTSQUARES WITH 16 LEDS EACH AND TYPE I OPTICS
Light Source: -
Ballast/Driver: ELECTRONIC DRIVER

Summary

Lumens per Lamp: N/A
Luminaire Lumens: 38552 lumens
Efficiency: N/A
Efficacy: 140.7 lumens/watt
Luminous Opening: Rectangular (W 1.5' x L: 1.5' x H: 0')
IES Classification: Type I - Short
BUG Rating: B5 - U0 - G5

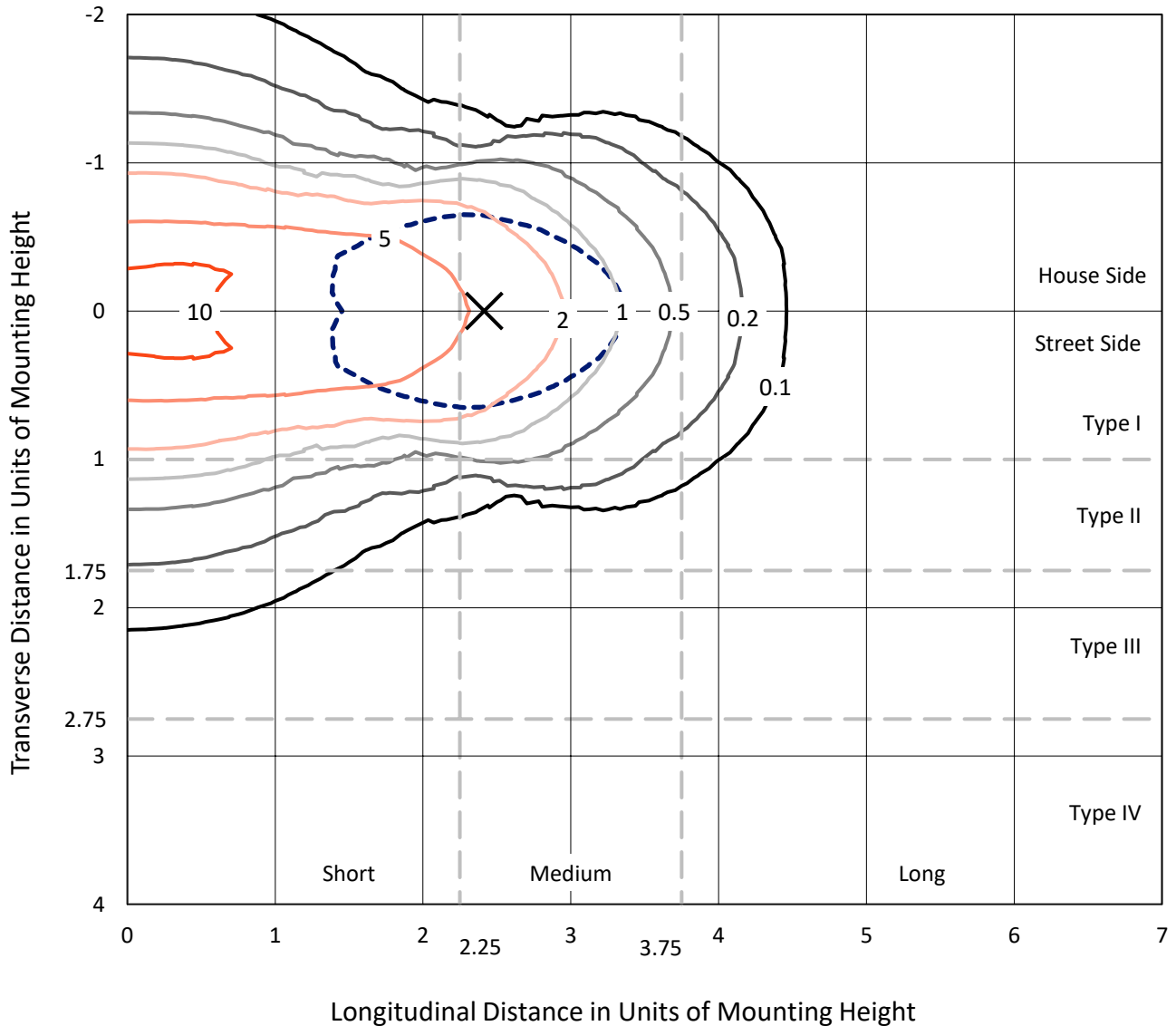
Input Watts (W): 274
Input Voltage (V): NR
Input Current (A_{in}): NR
Voltage Rise (V): NR
Power Factor: NR
Total Harmonic Distortion (THDi): NR
Frequency (hertz): 60
Stabilization Time: NR
Operation Time: NR
Ambient Temperature (°C): NR
Test Distance: 24 FT



REPORT NUMBER: P459457
 CATALOG NUMBER: GLAN-SA9A-735-U-T1

Iso-Footcandle Lines of Horizontal Illumination

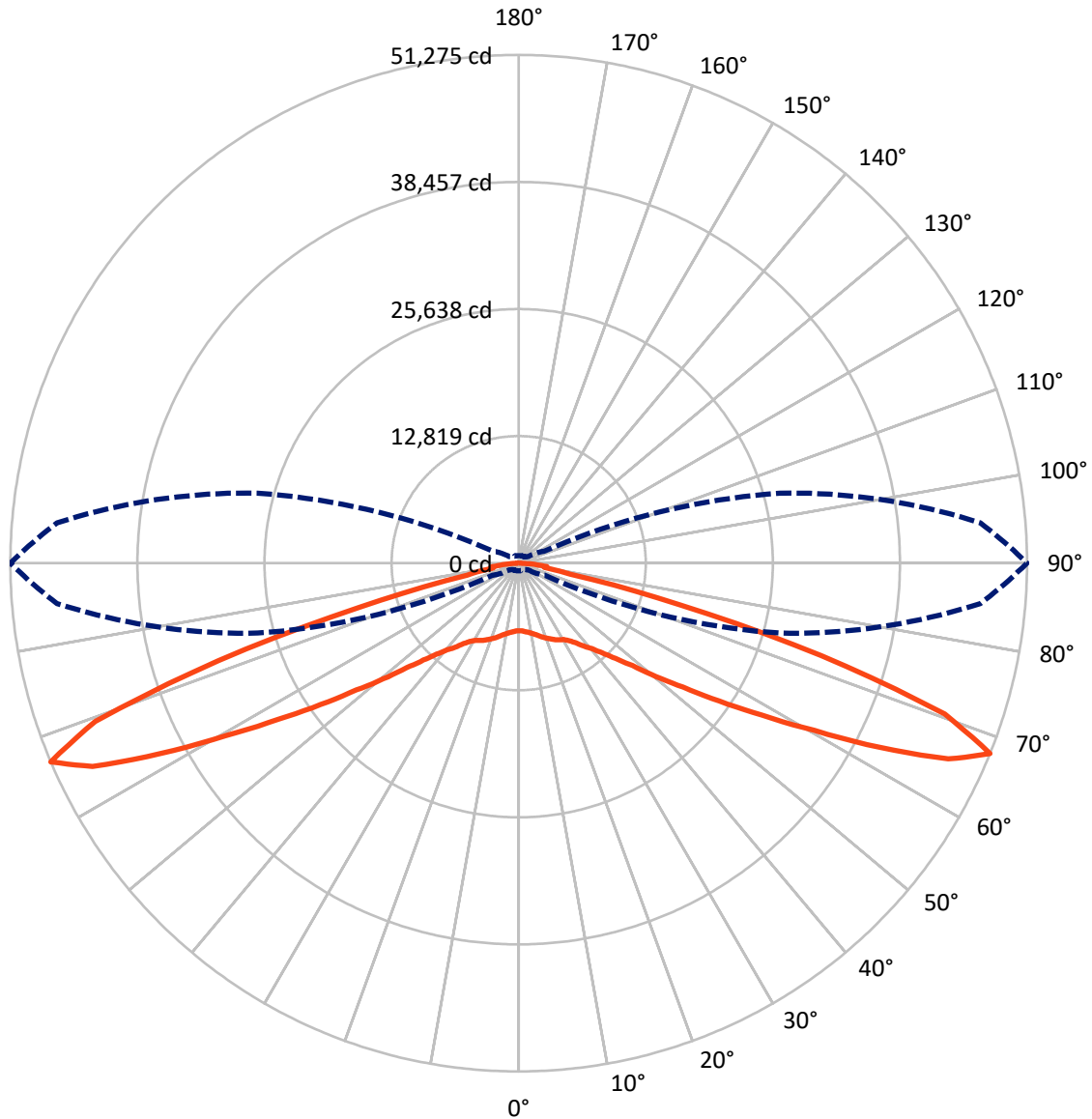
× Max cd
 - - - 1/2 Max cd



Based on 25 foot mounting height. Maximum calculated value = 11.5 fc
 Type I - Short - N/A

REPORT NUMBER: P459457
CATALOG NUMBER: GLAN-SA9A-735-U-T1

Luminous Intensity Polar Plot



— Vertical Plane Through 90-Deg Lateral - - - Horizontal Cone Through 67.5-Deg Vertical

REPORT NUMBER: P459457

CATALOG NUMBER: GLAN-SA9A-735-U-T1

FLUX DISTRIBUTION:

		Downward	Upward	Total
House Side	Lumens	19276.0	0.0	19276.0
	% Fixture	50.0	0.0	50.0
Street Side	Lumens	19276.0	0.0	19276.0
	% Fixture	50.0	0.0	50.0
Total	Lumens	38552.0	0.0	38552.0
	% Fixture	100.0	0.0	100.0

ZONAL LUMENS:

Zone	Lumens	% Fixture
0°-10°	680.4	1.8
10°-20°	2177.0	5.6
20°-30°	3643.8	9.5
30°-40°	4936.4	12.8
40°-50°	6252.8	16.2
50°-60°	7811.3	20.3
60°-70°	9181.8	23.8
70°-80°	3512.5	9.1
80°-90°	355.9	0.9
90°-100°	0.0	0.0
100°-110°	0.0	0.0
110°-120°	0.0	0.0
120°-130°	0.0	0.0
130°-140°	0.0	0.0
140°-150°	0.0	0.0
150°-160°	0.0	0.0
160°-170°	0.0	0.0
170°-180°	0.0	0.0
0°-90°	38552.0	100.0
0°-180°	38552.0	100.0

Coefficient of Utilization



REPORT NUMBER: P459457

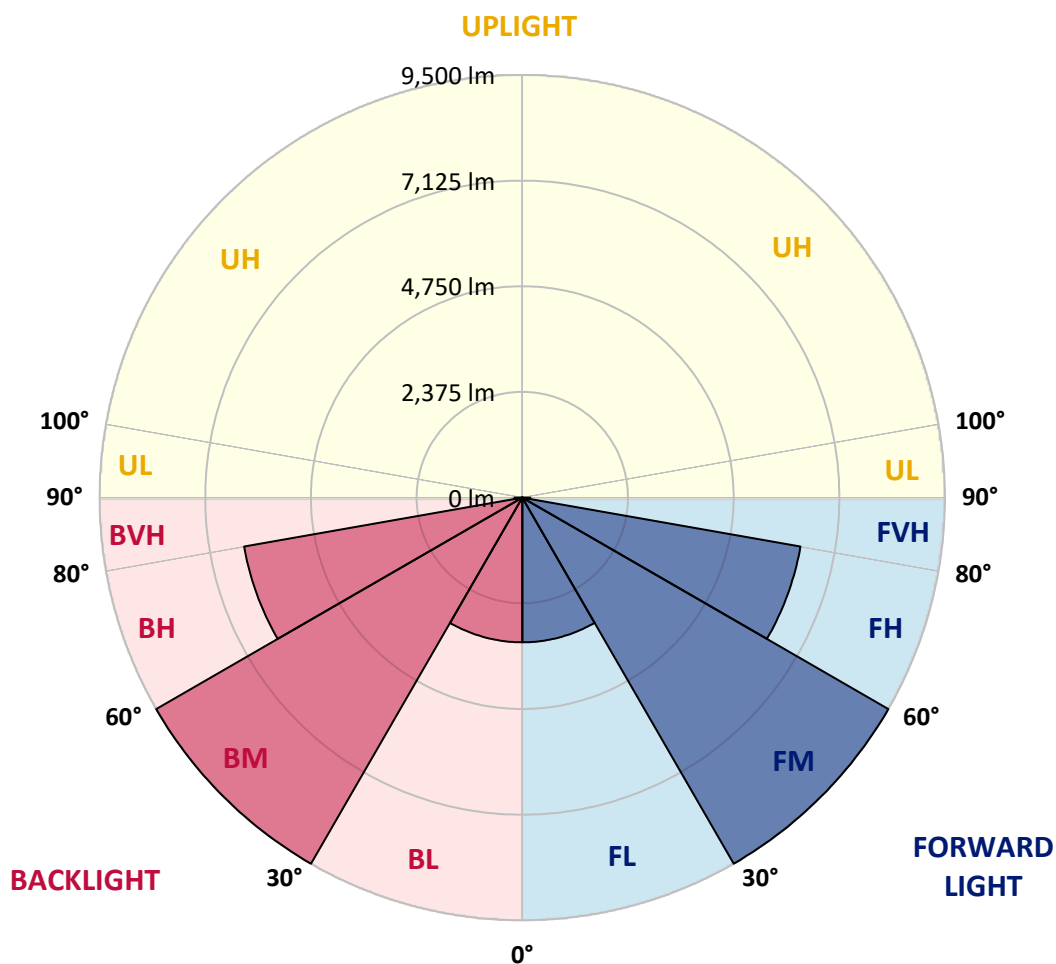
CATALOG NUMBER: GLAN-SA9A-735-U-T1

LUMINAIRE CLASSIFICATION SYSTEM LUMEN TABLE AND BUG RATING:

Zone	Lumens	% Fixture	Zone Rating/Lumen Limit		
			B	U	G
FL (0°-30°)	3250.7	8.4			
FM (30°-60°)	9500.3	24.6			
FH (60°-80°)	6347.2	16.5			G3/7500
FVH (80°-90°)	177.9	0.5			G2/225
BL (0°-30°)	3250.7	8.4	B4/5000		
BM (30°-60°)	9500.3	24.6	B5		
BH (60°-80°)	6347.2	16.5	B5		G5
BVH (80°-90°)	177.9	0.5			G2/225
UL (90°-100°)	0.0	0.0		U0/0	
UH (100°-180°)	0.0	0.0		U0/0	

BUG Rating: B5-U0-G5

Type I Short





REPORT NUMBER: P459457
 CATALOG NUMBER: GLAN-SA9A-735-U-T1

CANDELA DISTRIBUTION (FULL):

	0°	5°	15°	25°	35°	45°	55°	65°	75°	85°	90°
0°	6824.9	6824.9	6824.9	6824.9	6824.9	6824.9	6824.9	6824.9	6824.9	6824.9	6824.9
2.5°	6912.4	6908.2	6910.3	6908.2	6914.6	6910.3	6884.7	6863.3	6846.3	6848.4	6842.0
5°	7059.7	7061.9	7064.0	7053.3	7068.3	7059.7	7019.2	6985.0	6950.9	6938.0	6933.8
7.5°	7181.4	7192.1	7198.5	7209.2	7234.8	7234.8	7213.4	7164.3	7089.6	7046.9	7044.8
10°	7303.1	7311.6	7330.8	7365.0	7407.7	7448.3	7439.7	7373.5	7277.5	7204.9	7187.8
12.5°	7345.8	7356.5	7420.5	7518.7	7614.8	7693.8	7693.8	7640.4	7516.6	7405.6	7373.5
15°	7196.4	7215.6	7330.8	7540.1	7792.0	7964.9	8003.3	7928.6	7796.2	7625.4	7587.0
17.5°	6899.6	6946.6	7115.2	7424.8	7843.2	8201.8	8312.8	8276.6	8105.8	7888.0	7843.2
20°	6581.5	6632.8	6812.1	7222.0	7800.5	8340.6	8663.0	8671.5	8460.1	8144.2	8078.0
22.5°	6231.4	6269.9	6500.4	6980.7	7672.4	8372.6	8964.0	9111.3	8825.2	8400.4	8306.4
25°	5838.6	5881.3	6122.6	6641.3	7431.2	8336.3	9239.3	9563.8	9207.3	8673.6	8554.1
27.5°	5462.9	5480.0	5738.3	6265.6	7113.1	8242.4	9442.1	9980.1	9630.0	8899.9	8748.3
30°	5102.1	5142.7	5371.1	5892.0	6748.1	8058.8	9617.2	10454.0	10084.7	9136.9	8942.6
32.5°	4720.0	4769.1	5016.7	5544.0	6383.0	7783.4	9723.9	10972.8	10718.8	9521.1	9314.1
35°	4352.8	4384.8	4634.6	5147.0	6026.5	7463.2	9743.2	11557.7	11536.4	10103.9	9828.5
37.5°	3977.1	4024.1	4276.0	4767.0	5648.6	7123.8	9647.1	12178.9	12522.6	10913.0	10616.3
40°	3616.3	3656.9	3904.5	4399.8	5219.5	6709.6	9418.7	12746.8	13673.3	11745.6	11325.0
42.5°	3223.5	3234.2	3505.3	4009.1	4799.0	6229.3	9089.9	13252.7	14956.3	12862.1	12339.1
45°	2777.4	2805.1	3057.0	3552.3	4316.5	5691.3	8643.7	13671.2	16583.0	14409.8	13696.8
47.5°	2331.2	2354.7	2585.2	3074.1	3789.2	5074.4	7956.3	14038.3	18252.4	16375.9	15440.9
50°	1895.7	1908.5	2096.4	2529.7	3195.8	4425.4	7104.6	14155.8	20139.6	19159.7	17966.3
52.5°	1498.6	1517.8	1660.9	2000.3	2561.7	3659.0	6184.5	13865.4	22342.6	22460.1	20777.9
55°	1214.7	1221.1	1327.8	1577.6	2002.4	2856.3	5074.4	13056.3	24712.3	26689.1	24543.6
57.5°	1046.0	1050.3	1110.1	1248.8	1541.3	2154.0	3936.5	11525.7	26840.6	31643.9	28885.8
60°	950.0	952.1	986.3	1067.4	1221.1	1652.3	2820.0	9365.3	28941.3	37158.0	34282.5
62.5°	890.2	890.2	913.7	958.5	1033.2	1268.1	2043.0	6756.6	30380.1	42753.3	40934.5
65°	832.6	832.6	849.6	881.7	922.2	1037.5	1509.3	4406.2	30343.8	46828.6	47624.9
67.5°	766.4	766.4	779.2	811.2	834.7	892.3	1165.6	2886.2	27256.9	46739.0	51275.4
70°	687.4	687.4	704.5	732.2	751.4	787.7	920.1	1974.7	20024.3	39907.7	45601.1
72.5°	608.4	610.5	621.2	649.0	663.9	685.3	764.3	1383.3	12283.5	27173.7	31885.1
75°	520.9	525.2	535.8	563.6	576.4	584.9	644.7	986.3	6214.4	14651.0	16681.2
77.5°	420.6	429.1	435.5	465.4	473.9	486.7	531.6	713.0	2728.3	5264.4	5311.3
80°	307.4	318.1	337.3	365.0	371.5	380.0	405.6	505.9	1236.0	2403.8	2610.8
82.5°	226.3	241.2	217.7	254.0	254.0	243.4	286.1	339.4	567.9	2380.3	2847.8
85°	123.8	126.0	113.1	130.2	138.8	136.6	151.6	166.5	275.4	1588.3	1637.4
87.5°	29.9	32.0	34.2	40.6	49.1	49.1	53.4	47.0	89.7	514.5	294.6
90°	0.0	0.0	0.0	0.0	0.0	0.0	0.0	0.0	0.0	0.0	0.0

(END OF REPORT)